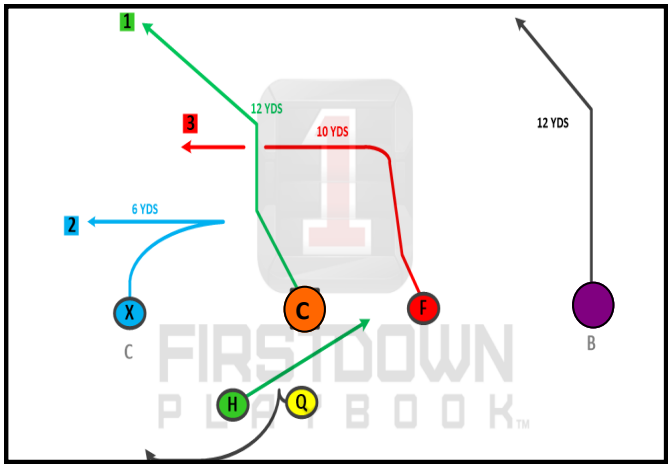
1
12 YDS
3
10 YDS
12 YDS
2
6 YDS
X
C
C
F
B
H
Q

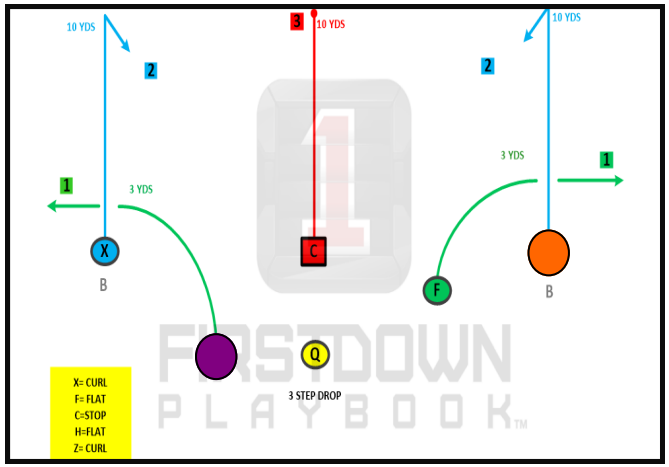
10 YDS
2
3
10 YDS
10 YDS
2
1
3 YDS
3 YDS
1
X
B
C
F
B
Q
3 STEP DROP
X= CURL
F= FLAT
C=STOP
H=FLAT
Z= CURL

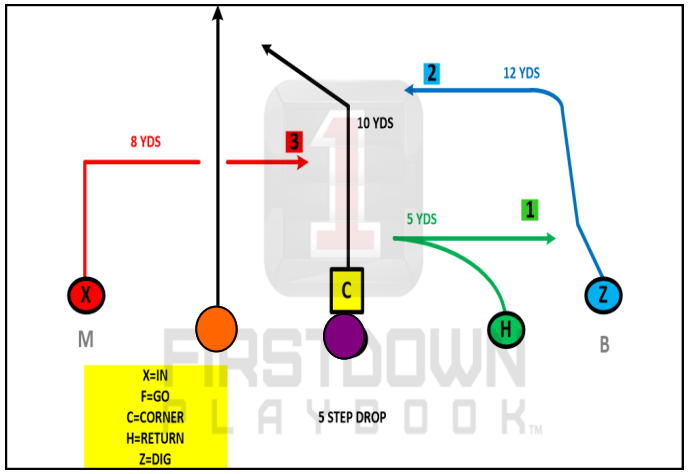
2
12 YDS
8 YDS
3
10 YDS
5 YDS
1
X
M
C
H
Z
B
5 STEP DROP
X=IN
F=GO
C=CORNER
H=RETURN
Z=DIG

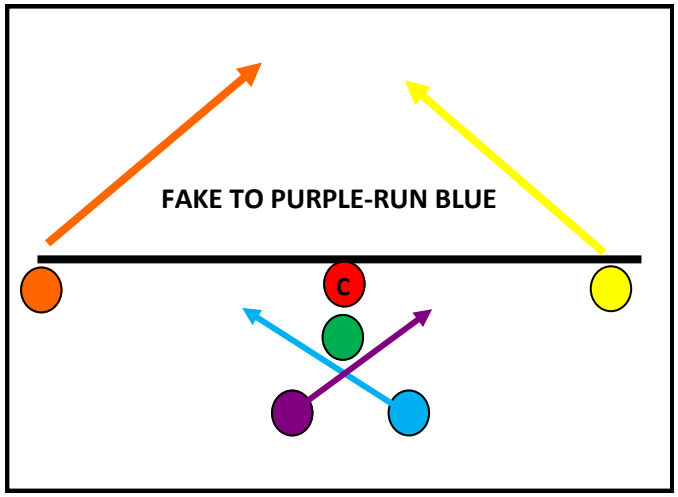
FAKE TO PURPLE-RUN BLUE
C

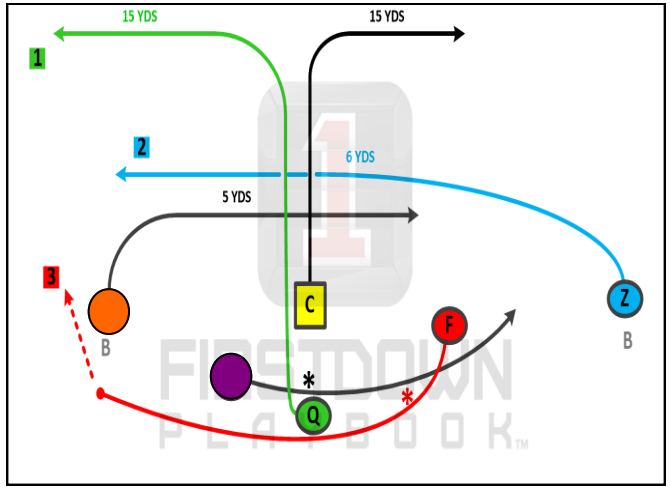
15 YDS
15 YDS
1
2
6 YDS
5 YDS
3
B
C
F
Z
B
*
Q
*

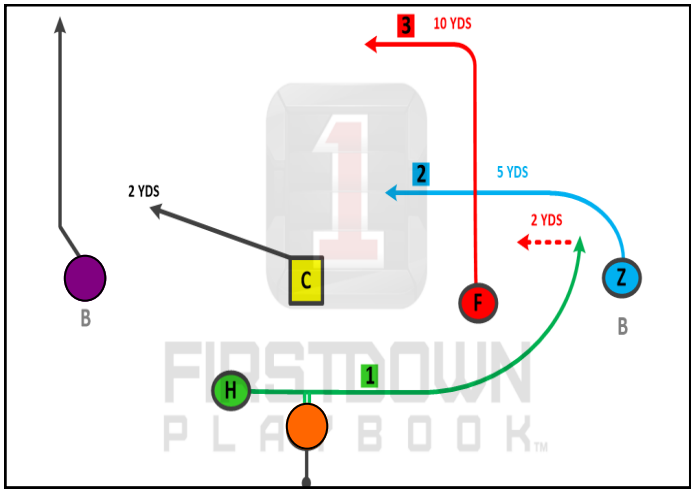
3
10 YDS
2 YDS
2
5 YDS
2 YDS
B
C
F
Z
B
H
1

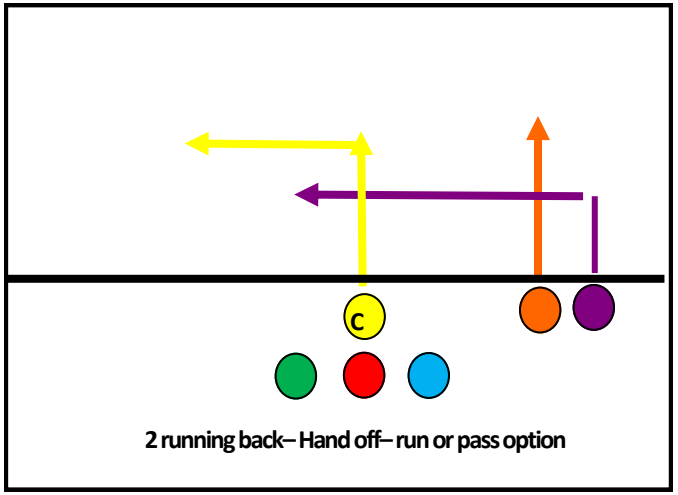
C
2 running back– Hand off– run or pass option

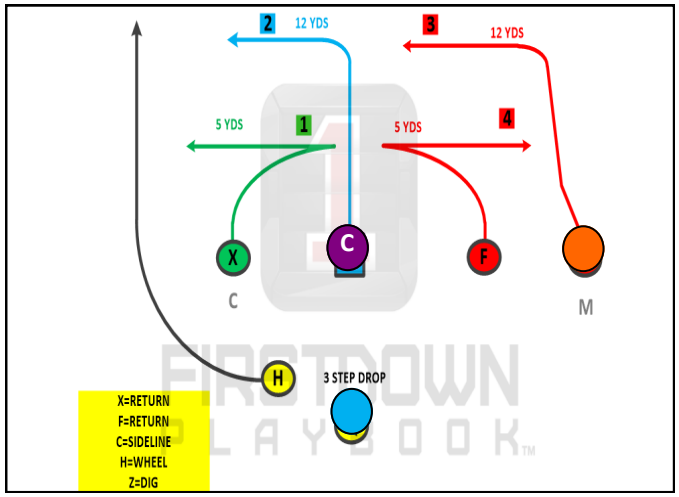
2
12 YDS
3
12 YDS
5 YDS
1
5 YDS
4
X
C
C
F
M
H
3 STEP DROP
X=RETURN
F=RETURN
C=SIDELINE
H=WHEEL
Z=DIG

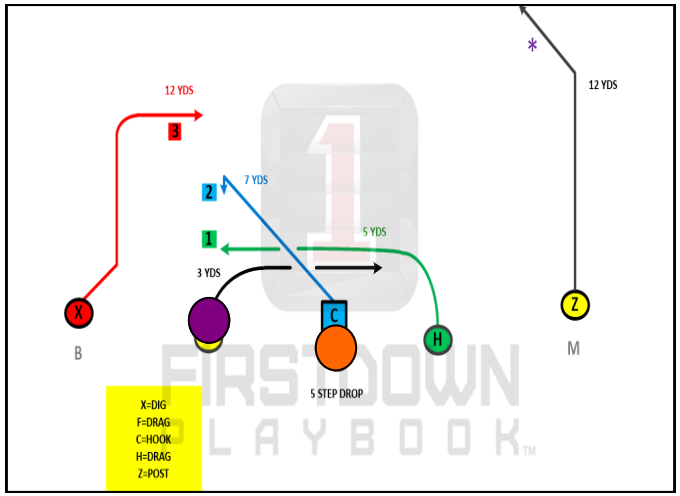
*
12 YDS
12 YDS
3
2
7 YDS
1
5 YDS
3 YDS
X
B
C
H
Z
M
5 STEP DROP
X=DIG
F=DRAG
C=HOOK
H=DRAG
Z=POST

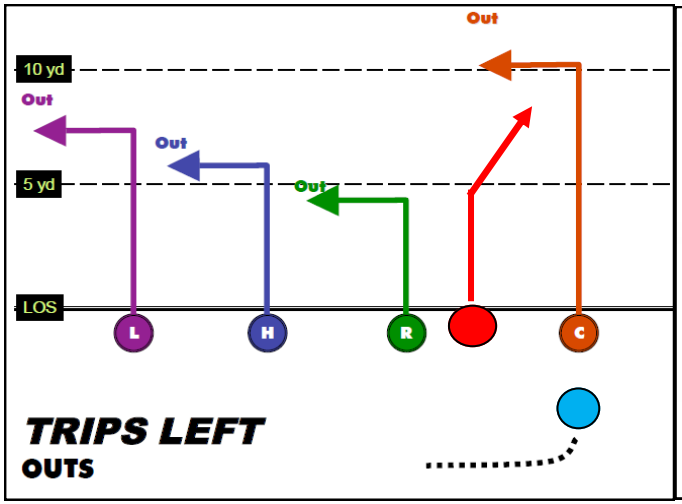
Out
10 yd
Out
Out
5 yd
Out
LOS
L
H
R
C
TRIPS LEFT
OUTS

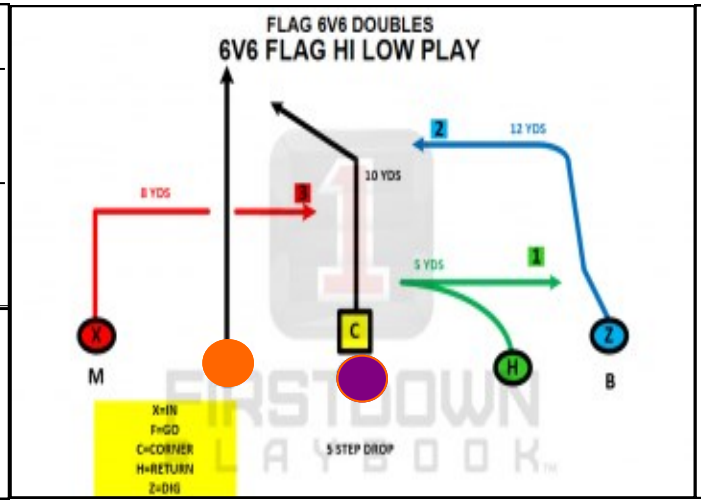
FLAG 6V6 DOUBLES
6V6 FLAG HI LOW PLAY
12 YDS
10 YDS
8 YDS
5 YDS
X
C
H
Z
M
B
X=IN
F=GO
C=CORNER
H=RETURN
Z=DIG
5 STEP DROP
FIRSTDOWN PLAYBOOK

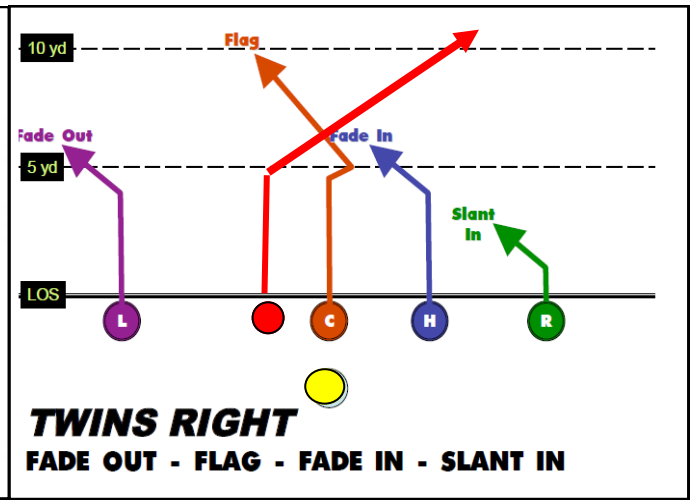
10 yd
Flag
Fade Out
Fade In
5 yd
Slant In
LOS
L
C
H
R
TWINS RIGHT
FADE OUT - FLAG - FADE IN - SLANT IN

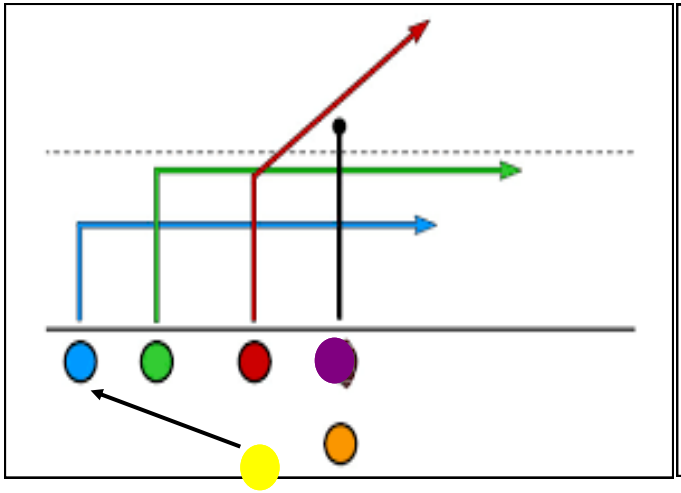

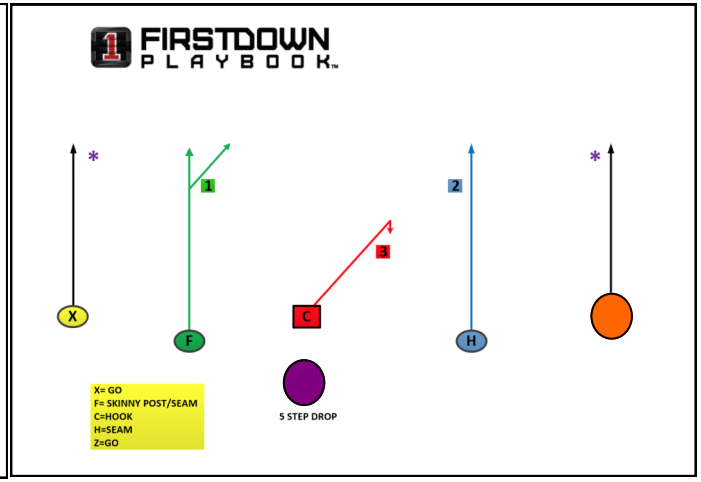
FIRSTDOWN PLAYBOOK
X
F
C
H
X= GO
F= SKINNY POST/SEAM
C=HOOK
H=SEAM
Z=GO
5 STEP DROP

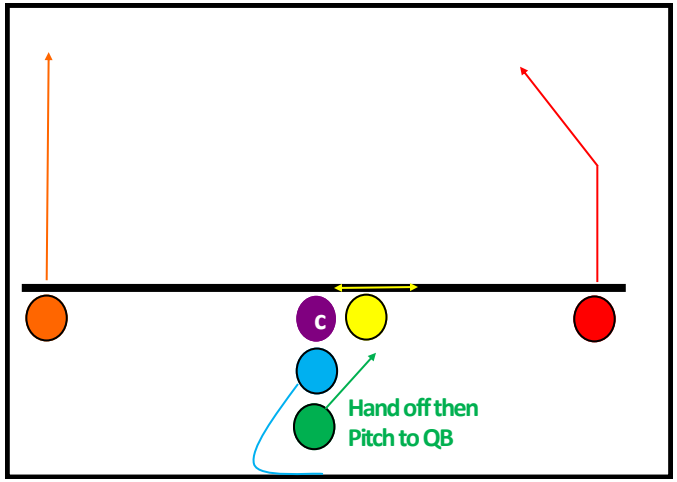
C
Hand off then
Pitch to QB

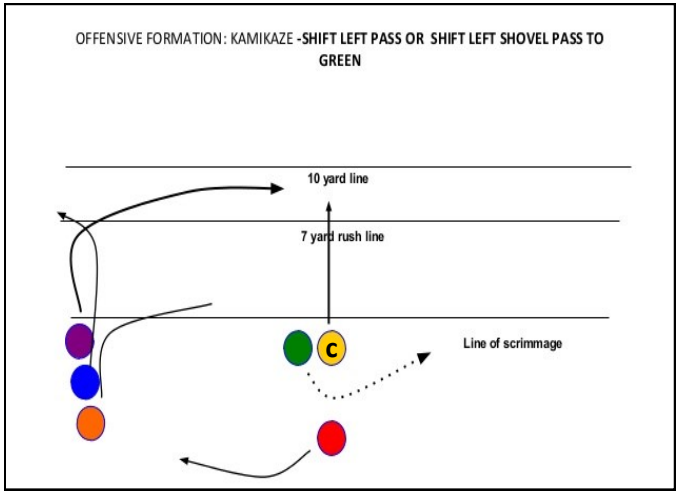
OFFENSIVE FORMATION: KAMIKAZE -SHIFT LEFT PASS OR SHIFT LEFT SHOVEL PASS TO GREEN
10 yard line
7 yard rush line
C
Line of scrimmage

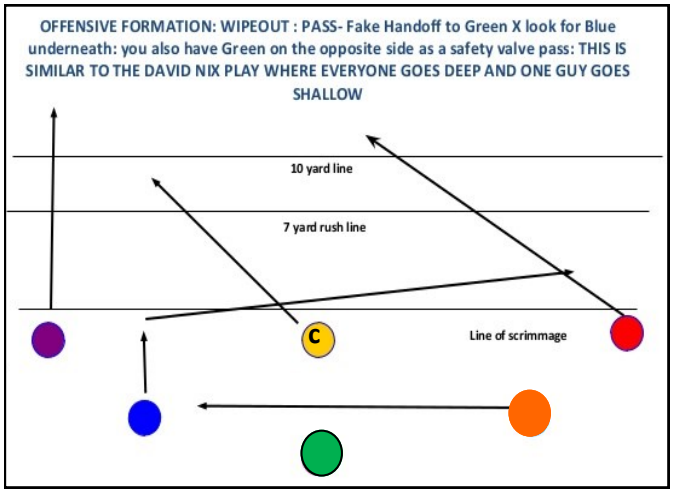
OFFENSIVE FORMATION: WIPEOUT : PASS- Fake Handoff to Green X look for Blue underneath: you also have Green on the opposite side as a safety valve pass: THIS IS SIMILAR TO THE DAVID NIX PLAY WHERE EVERYONE GOES DEEP AND ONE GUY GOES SHALLOW
10 yard line
7 yard rush line
C
Line of scrimmage

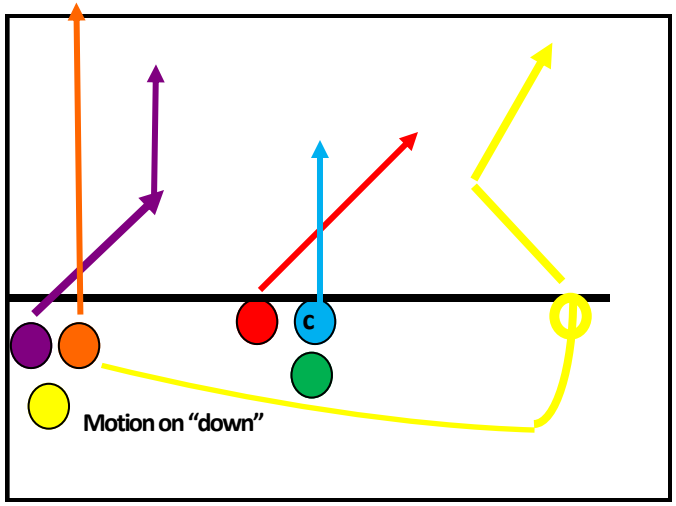
C
Motion on "down"